






















Sel	MLS #	ST	MLS Prop Area Type	List Price	No.	Street	City	BR	FB	HB	Community Building	Building	Sold Price	Sold Date	
<input type="checkbox"/>	<a href="#">604235</a>	<a href="#">C</a>	4 H	\$379,000	128	<a href="#">ELIZABETH WAY</a>	South Bethany	3	2	0	Sandpiper Pines		\$360,000	09/18/2013	
<input type="checkbox"/>	<a href="#">590291</a>	<a href="#">C</a>	4 H	\$449,900	138	<a href="#">LAYTON DR</a>	South Bethany	2	1	0	South Bethany Harbor		\$409,900	05/31/2013	
<input type="checkbox"/>	<a href="#">604507</a>	<a href="#">C</a>	4 H	\$469,000	429	<a href="#">BLACK GUM DRIVE</a>	South Bethany	4	3	1	Cat Hill		\$465,000	10/29/2013	
<input type="checkbox"/>	<a href="#">600954</a>	<a href="#">C</a>	4 H	\$484,900	436	<a href="#">TAMARACK DRIVE</a>	South Bethany	2	2	0	Cat Hill		\$470,000	06/06/2013	
<input type="checkbox"/>	<a href="#">601907</a>	<a href="#">C</a>	4 H	\$485,000	213	<a href="#">BAYSHORE DR</a>	South Bethany	3	2	0			\$459,000	09/30/2013	
<input type="checkbox"/>	<a href="#">599035</a>	<a href="#">C</a>	4 H	\$525,000	416	<a href="#">KIMBERLY RD</a>	South Bethany	4	2	1	York Beach		\$510,000	07/22/2013	
<input type="checkbox"/>	<a href="#">595320</a>	<a href="#">C</a>	4 H	\$567,000	121	<a href="#">PETHERTON DR</a>	South Bethany	3	2	0			\$535,000	03/08/2013	
<input type="checkbox"/>	<a href="#">592998</a>	<a href="#">C</a>	3 H	\$569,000	109	<a href="#">BRANDYWINE DRIVE</a>	South Bethany	6	3	0	South Bethany Harbor		\$529,703	03/22/2013	
<input type="checkbox"/>	<a href="#">602019</a>	<a href="#">C</a>	4 H	\$569,000	105	<a href="#">CANAL DRIVE</a>	South Bethany	4	2	1	Cat Hill		\$540,000	04/12/2013	
<input type="checkbox"/>	<a href="#">590638</a>	<a href="#">C</a>	4 H	\$575,000	154	<a href="#">BRANDYWINE DR</a>	South Bethany	4	2	0	South Bethany Harbor		\$525,000	02/26/2013	
<input type="checkbox"/>	<a href="#">602380</a>	<a href="#">C</a>	4 H	\$585,000	247	<a href="#">BAYSHORE DR</a>	South Bethany	3	2	1	South Bethany Harbor		\$585,000	05/09/2013	
<input type="checkbox"/>	<a href="#">603212</a>	<a href="#">C</a>	4 H	\$635,000	163	<a href="#">HENLOPEN DR</a>	South Bethany	4	2	0	South Bethany Harbor		\$617,000	05/20/2013	
<input type="checkbox"/>	<a href="#">606316</a>	<a href="#">C</a>	4 H	\$649,000	163	<a href="#">LAYTON DR</a>	South Bethany	7	3	1	South Bethany Harbor		\$620,000	09/13/2013	

Sel	MLS #	ST	MLS Prop Area Type	List Price	No.	Street	City	BR	FB	HB	Community Building	Sold Price	Sold Date	
<input type="checkbox"/>	<a href="#">587918</a>	<a href="#">C</a>	4 H	\$650,000	10	<a href="#">SOUTH FIRST STREET</a>	South Bethany	6	3	1		\$625,000	02/06/2013	
<input type="checkbox"/>	<a href="#">601924</a>	<a href="#">C</a>	4 H	\$675,000	147	<a href="#">BRANDYWINE DRIVE</a>	South Bethany	6	4	0	South Bethany Harbor	\$650,000	09/13/2013	
<input type="checkbox"/>	<a href="#">597728</a>	<a href="#">C</a>	4 H	\$895,000	156	<a href="#">NEW CASTLE DRIVE</a>	South Bethany	5	4	0	South Bethany Harbor	\$888,000	10/18/2013	
<input type="checkbox"/>	<a href="#">603868</a>	<a href="#">C</a>	4 H	\$1,860,000	806	<a href="#">S OCEAN DRIVE</a>	South Bethany	5	3	1		\$1,790,000	08/13/2013	
<input type="checkbox"/>	<a href="#">570216</a>	<a href="#">C</a>	4 H	\$2,199,000	400	<a href="#">SOUTH OCEAN DRIVE</a>	South Bethany	5	3	0	None	\$2,100,000	11/01/2013	

Prop - 1 **TOT LP:** \$13,220,800 **HI:** \$2,199,000 **LO:** \$379,000 **MEDIAN:** \$572,000 **AVG:** \$734,489 **AVG DM:** 289  
**TOT SP:** \$12,678,603 **HI:** \$2,100,000 **LO:** \$360,000 **MEDIAN:** \$537,500 **AVG:** \$704,367

Sel	MLS #	ST	MLS Prop Area Type	List Price	No.	Street	City	BR	FB	HB	Community Building	Sold Price	Sold Date	
<input type="checkbox"/>	<a href="#">601060</a>	<a href="#">C</a>	4 C	\$299,900	19	<a href="#">BAYSHORE DRIVE</a>	South Bethany	2	1	1	South Bethany Harbor	\$290,000	06/21/2013	
<input type="checkbox"/>	<a href="#">582717</a>	<a href="#">C</a>	4 C	\$349,900	11	<a href="#">BAYSHORE DRIVE</a>	South Bethany	3	1	1	South Bethany Harbor	\$335,000	01/04/2013	

Prop - 3 **TOT LP:** \$649,800 **HI:** \$349,900 **LO:** \$299,900 **MEDIAN:** \$324,900 **AVG:** \$324,900 **AVG DM:** 426  
**TOT SP:** \$625,000 **HI:** \$335,000 **LO:** \$290,000 **MEDIAN:** \$312,500 **AVG:** \$312,500  
Status - C **TOT LP:** \$13,870,600 **HI:** \$2,199,000 **LO:** \$299,900 **MEDIAN:** \$569,000 **AVG:** \$693,530 **AVG DM:** 302  
**TOT SP:** \$13,303,603 **HI:** \$2,100,000 **LO:** \$290,000 **MEDIAN:** \$532,352 **AVG:** \$665,180  
Grand Total: **TOT LP:** \$13,870,600 **HI:** \$2,199,000 **LO:** \$299,900 **MEDIAN:** \$569,000 **AVG:** \$693,530 **AVG DM:** 302  
**TOT SP:** \$13,303,603 **HI:** \$2,100,000 **LO:** \$290,000 **MEDIAN:** \$532,352 **AVG:** \$665,180