




Sel	MLS #	ST	MLS Prop Area Type	List Price	No.	Street	City	Lot Number	Lt Sz Ac	Lt Sz Sf	Community	Sold Price	Sold Date	
<input type="checkbox"/>	<a href="#">608976</a>	<a href="#">C</a>	4 L	\$225,000		<a href="#">PERIWINKLE</a>	South Bethany	82		6,084	Cat Hill	\$210,000	04/25/2014	
<input type="checkbox"/>	<a href="#">609697</a>	<a href="#">C</a>	4 L	\$325,000		<a href="#">W. 10TH ST</a>	South Bethany	63	.11			\$300,000	10/17/2014	
<input type="checkbox"/>	<a href="#">605910</a>	<a href="#">C</a>	4 L	\$385,000	153	<a href="#">NEW CASTLE DRIVE</a>	South Bethany	64		5,500	South Bethany Harbor	\$360,000	02/14/2014	
<input type="checkbox"/>	<a href="#">612286</a>	<a href="#">C</a>	4 L	\$395,000	130	<a href="#">HENLOPEN DR</a>	South Bethany		.11			\$350,000	08/19/2014	
<input type="checkbox"/>	<a href="#">614279</a>	<a href="#">C</a>	4 L	\$485,000	LOT #1	<a href="#">SW YORK RD</a>	South Bethany		.2	8,688	York Beach	\$475,000	08/01/2014	
<input type="checkbox"/>	<a href="#">617286</a>	<a href="#">C</a>	4 L	\$549,000		<a href="#">BOONE ROAD</a>	South Bethany	7			York Beach	\$490,000	11/24/2014	

Prop - 6	<b>TOT LP:</b>	\$2,364,000	<b>HI:</b>	\$549,000	<b>LO:</b>	\$225,000	<b>MEDIAN:</b>	\$390,000	<b>AVG:</b>	\$394,000	<b>AVG DM:</b>	120
	<b>TOT SP:</b>	\$2,185,000	<b>HI:</b>	\$490,000	<b>LO:</b>	\$210,000	<b>MEDIAN:</b>	\$355,000	<b>AVG:</b>	\$364,167		
Status - C	<b>TOT LP:</b>	\$2,364,000	<b>HI:</b>	\$549,000	<b>LO:</b>	\$225,000	<b>MEDIAN:</b>	\$390,000	<b>AVG:</b>	\$394,000	<b>AVG DM:</b>	120
	<b>TOT SP:</b>	\$2,185,000	<b>HI:</b>	\$490,000	<b>LO:</b>	\$210,000	<b>MEDIAN:</b>	\$355,000	<b>AVG:</b>	\$364,167		
Grand Total:	<b>TOT LP:</b>	\$2,364,000	<b>HI:</b>	\$549,000	<b>LO:</b>	\$225,000	<b>MEDIAN:</b>	\$390,000	<b>AVG:</b>	\$394,000	<b>AVG DM:</b>	120
	<b>TOT SP:</b>	\$2,185,000	<b>HI:</b>	\$490,000	<b>LO:</b>	\$210,000	<b>MEDIAN:</b>	\$355,000	<b>AVG:</b>	\$364,167		