




























Sel	MLS #	ST	MLS Prop Area	Type	List Price	No.	Street	City	BR	FB	HB	Community Building	Building	Sold Price	Sold Date	
<input type="checkbox"/>	591917	C	3	H	\$374,900	119	BRANDYWINE DR	South Bethany	2	1	1			\$369,250	04/11/2012	
<input type="checkbox"/>	589132	C	4	H	\$420,000	117	ELIZABETH WAY	South Bethany	3	2	0	Sandpiper Pines		\$385,000	10/22/2012	
<input type="checkbox"/>	592979	C	3	H	\$425,000	412	BLACK GUM DR	South Bethany	3	2	0	Cat Hill		\$380,000	05/24/2012	
<input type="checkbox"/>	594299	C	4	H	\$469,000	438	CATTAIL	South Bethany	4	2	1	Cat Hill		\$450,000	11/16/2012	
<input type="checkbox"/>	597407	C	4	H	\$475,000	434	BLACK GUM DRIVE	South Bethany	4	2	0	Cat Hill		\$458,000	10/26/2012	
<input type="checkbox"/>	577115	C	4	H	\$479,000	404	TAMARACK	South Bethany	3	2	0	Cat Hill		\$450,000	09/07/2012	
<input type="checkbox"/>	590510	C	4	H	\$479,500	117	CANAL DRIVE	South Bethany	3	2	1	Cat Hill		\$450,000	01/03/2012	
<input type="checkbox"/>	589090	C	4	H	\$499,000	441	BLACK GUM DRIVE	South Bethany	4	3	0	Cat Hill		\$475,000	10/13/2012	
<input type="checkbox"/>	573728	C	4	H	\$499,900	119	CANAL DRIVE	South Bethany	3	2	0	Cat Hill		\$485,000	03/21/2012	
<input type="checkbox"/>	593190	C	4	H	\$519,900	19	S ANCHORAGE AVE	South Bethany	3	2	0			\$497,000	05/31/2012	
<input type="checkbox"/>	595282	C	3	H	\$525,000	158	LAYTON DR	South Bethany	3	1	0	South Bethany Harbor		\$495,000	10/19/2012	
<input type="checkbox"/>	590985	C	4	H	\$529,000	109	PETHERTON DR	South Bethany	5	3	0			\$500,000	04/20/2012	
<input type="checkbox"/>	587947	C	4	H	\$624,900	112	BRANDYWINE DR	South Bethany	5	2	1	South Bethany Harbor		\$570,000	12/28/2012	

Sel	MLS #	ST	MLS Prop Area Type	List Price	No.	Street	City	BR	FB	HB	Community Building	Building	Sold Price	Sold Date	
<input type="checkbox"/>	594566	C	4 H	\$685,000	408	BRISTOL ROAD	South Bethany	3	2	0	York Beach		\$650,000	08/23/2012	
<input type="checkbox"/>	589576	C	4 H	\$699,000	5	SURFSIDE STREET	South Bethany	5	3	0			\$680,000	05/04/2012	
<input type="checkbox"/>	586979	C	4 H	\$725,000	129	NEW CASTLE DRIVE	South Bethany	2	1	0			\$625,000	02/27/2012	
<input type="checkbox"/>	592348	C	4 H	\$745,000	311	W 3RD STREET	South Bethany	4	3	0			\$730,000	05/03/2012	
<input type="checkbox"/>	592662	C	4 H	\$765,000	102	GODWIN PLACE	South Bethany	4	3	0			\$740,000	04/04/2012	
<input type="checkbox"/>	594472	C	3 H	\$779,000	5	N 4TH ST	South Bethany	3	2	0			\$780,900	05/29/2012	
<input type="checkbox"/>	596017	C	4 H	\$787,000	303	W 2ND ST	South Bethany	4	2	1	South Bethany Harbor		\$755,000	07/27/2012	
<input type="checkbox"/>	596276	C	4 H	\$819,000	4 N	3RD ST	South Bethany	3	2	0			\$741,000	08/09/2012	
<input type="checkbox"/>	595299	C	4 H	\$895,000	115	HENLOPEN DRIVE	South Bethany	4	4	1			\$855,000	08/30/2012	
<input type="checkbox"/>	584155	C	4 H	\$1,275,000	1100	S OCEAN DRIVE	South Bethany	3	2	0			\$1,145,000	07/13/2012	
<input type="checkbox"/>	582574	C	4 H	\$1,495,000	404	NORTH OCEAN DRIVE	South Bethany	4	3	0			\$1,235,000	12/28/2012	
<input type="checkbox"/>	597794	C	4 H	\$2,200,000	20	SEA SIDE DR	South Bethany	3	3	0	Sandpiper Village		\$1,800,000	10/03/2012	
<input type="checkbox"/>	598079	C	4 H	\$2,750,000	30	SEASIDE DRIVE	South Bethany	6	5	2	Sandpiper Village		\$2,590,000	10/26/2012	

Prop - 1	TOT LP: \$20,939,100	HI: \$2,750,000	LO: \$374,900	MEDIAN: \$654,950	AVG: \$805,350	AVG DM: 235
	TOT SP: \$19,291,150	HI: \$2,590,000	LO: \$369,250	MEDIAN: \$597,500	AVG: \$741,967	
Status - C	TOT LP: \$20,939,100	HI: \$2,750,000	LO: \$374,900	MEDIAN: \$654,950	AVG: \$805,350	AVG DM: 235
	TOT SP: \$19,291,150	HI: \$2,590,000	LO: \$369,250	MEDIAN: \$597,500	AVG: \$741,967	
Grand Total:	TOT LP: \$20,939,100	HI: \$2,750,000	LO: \$374,900	MEDIAN: \$654,950	AVG: \$805,350	AVG DM: 235
	TOT SP: \$19,291,150	HI: \$2,590,000	LO: \$369,250	MEDIAN: \$597,500	AVG: \$741,967	