





















































Sel	MLS #	ST	MLS Prop Area	Type	List Price	No.	Street	City	BR	FB	HB	Community Building	Sold Price	Sold Date	
															
<input type="checkbox"/>	<a href="#">577376</a>	<a href="#">C</a>	4	H	\$399,000	158	<a href="#">NEW CASTLE DR</a>	South Bethany	2	1	1	South Bethany Harbor	\$605,700	06/03/2010	
<input type="checkbox"/>	<a href="#">574624</a>	<a href="#">C</a>	4	H	\$429,000	113	<a href="#">ELIZABETH WAY</a>	South Bethany	3	2	0	Sandpiper Pines	\$410,000	06/22/2010	
<input type="checkbox"/>	<a href="#">555786</a>	<a href="#">C</a>	4	H	\$459,900	127	<a href="#">HENLOPEN</a>	South Bethany	2	1	0		\$395,000	08/20/2010	
<input type="checkbox"/>	<a href="#">580077</a>	<a href="#">C</a>	4	H	\$465,000	121	<a href="#">ANCHORAGE</a>	South Bethany	4	2	0	Sandpiper Pines	\$465,000	10/08/2010	
<input type="checkbox"/>	<a href="#">574584</a>	<a href="#">C</a>	4	H	\$474,900	115	<a href="#">ELIZABETH WAY</a>	South Bethany	2	2	0	Sandpiper Pines	\$435,000	06/30/2010	
<input type="checkbox"/>	<a href="#">577172</a>	<a href="#">C</a>	4	H	\$489,000	128	<a href="#">PETHERTON DR</a>	South Bethany	3	2	0		\$460,000	10/15/2010	
<input type="checkbox"/>	<a href="#">574315</a>	<a href="#">C</a>	4	H	\$499,900	144	<a href="#">LAYTON DRIVE</a>	South Bethany	3	2	0	South Bethany Harbor	\$465,000	10/14/2010	
<input type="checkbox"/>	<a href="#">581923</a>	<a href="#">C</a>	4	H	\$499,900	402	<a href="#">KENT AVE</a>	South Bethany	5	3	1	Cat Hill	\$450,000	01/05/2011	
<input type="checkbox"/>	<a href="#">540067</a>	<a href="#">C</a>	4	H	\$509,000	149	<a href="#">BAYSHORE DRIVE</a>	South Bethany	3	3	0		\$495,000	07/30/2010	
<input type="checkbox"/>	<a href="#">576484</a>	<a href="#">C</a>	4	H	\$545,000	425	<a href="#">PERIWINKLE</a>	South Bethany	4	3	0	Cat Hill	\$495,000	08/29/2010	
<input type="checkbox"/>	<a href="#">578996</a>	<a href="#">C</a>	4	H	\$599,000	411	<a href="#">VICTORIA</a>	South Bethany	5	2	0	York Beach	\$480,000	12/03/2010	
<input type="checkbox"/>	<a href="#">575684</a>	<a href="#">C</a>	4	H	\$599,000	22	<a href="#">CLEVELAND</a>	South Bethany	4	3	1	Sandpiper Pines	\$585,000	05/06/2010	
<input type="checkbox"/>	<a href="#">578205</a>	<a href="#">C</a>	4	H	\$599,900	406	<a href="#">TAMARACK DR.</a>	South Bethany	4	3	0	Cat Hill	\$540,000	12/20/2010	

Sel	MLS #	ST	MLS Prop Area Type	List Price	No.	Street	City	BR	FB	HB	Community Building	Building	Sold Price	Sold Date	
															
<input type="checkbox"/>	<a href="#">572822</a>	<a href="#">C</a>	4 H	\$649,900	126	<a href="#">HENLOPEN</a>	South Bethany	3	2	1			\$600,000	10/08/2010	
<input type="checkbox"/>	<a href="#">574483</a>	<a href="#">C</a>	4 H	\$649,900	227	<a href="#">BAYSHORE DR</a>	South Bethany	3	2	0	South Bethany Harbor		\$585,000	05/27/2010	
<input type="checkbox"/>	<a href="#">576609</a>	<a href="#">C</a>	4 H	\$655,000	149	<a href="#">N PETHERTON DR</a>	South Bethany	3	2	0	South Bethany Harbor		\$575,000	07/19/2010	
<input type="checkbox"/>	<a href="#">573684</a>	<a href="#">C</a>	4 H	\$699,900	58	<a href="#">SOUTH ANCHORAGE</a>	South Bethany	4	3	0	South Bethany Harbor		\$650,000	04/22/2010	
<input type="checkbox"/>	<a href="#">576886</a>	<a href="#">C</a>	4 H	\$775,000	4	<a href="#">JAMAICA STREET</a>	South Bethany	3	1	1			\$715,000	05/25/2010	
<input type="checkbox"/>	<a href="#">576502</a>	<a href="#">C</a>	4 H	\$775,000	5	<a href="#">S. 1ST STREET</a>	South Bethany	4	2	0			\$705,000	06/18/2010	
<input type="checkbox"/>	<a href="#">575911</a>	<a href="#">C</a>	4 H	\$784,000	132	<a href="#">BAYSHORE DRIVE</a>	South Bethany	5	3	0			\$712,500	12/16/2010	
<input type="checkbox"/>	<a href="#">575335</a>	<a href="#">C</a>	4 H	\$889,000	7	<a href="#">N 4TH ST</a>	South Bethany	3	1	1			\$735,000	12/29/2010	
<input type="checkbox"/>	<a href="#">579168</a>	<a href="#">C</a>	4 H	\$1,087,000	1201	<a href="#">SOUTH OCEAN DRIVE</a>	South Bethany	3	2	0	None		\$900,000	11/17/2010	
<input type="checkbox"/>	<a href="#">570917</a>	<a href="#">C</a>	4 H	\$1,145,000	309	<a href="#">W 1ST STREET</a>	South Bethany	4	3	0	South Bethany Harbor		\$1,100,000	03/26/2010	
<input type="checkbox"/>	<a href="#">576354</a>	<a href="#">C</a>	4 H	\$1,295,000	210	<a href="#">W. 10TH</a>	South Bethany	7	5	0	South Bethany Harbor		\$1,200,000	10/01/2010	
<input type="checkbox"/>	<a href="#">578860</a>	<a href="#">C</a>	4 H	\$1,395,000	1	<a href="#">S 1ST STREET</a>	South Bethany	6	4	0			\$1,260,000	12/10/2010	
<input type="checkbox"/>	<a href="#">575705</a>	<a href="#">C</a>	4 H	\$2,295,000	202	<a href="#">S. OCEAN DRIVE</a>	South Bethany	5	4	0			\$2,025,000	06/18/2010	

Prop - 1	<b>TOT LP:</b> \$19,663,200	<b>HI:</b> \$2,295,000	<b>LO:</b> \$399,000	<b>MEDIAN:</b> \$624,900	<b>AVG:</b> \$756,277	<b>AVG DM:</b> 215
	<b>TOT SP:</b> \$18,043,200	<b>HI:</b> \$2,025,000	<b>LO:</b> \$395,000	<b>MEDIAN:</b> \$585,000	<b>AVG:</b> \$693,969	
Status - C	<b>TOT LP:</b> \$19,663,200	<b>HI:</b> \$2,295,000	<b>LO:</b> \$399,000	<b>MEDIAN:</b> \$624,900	<b>AVG:</b> \$756,277	<b>AVG DM:</b> 215
	<b>TOT SP:</b> \$18,043,200	<b>HI:</b> \$2,025,000	<b>LO:</b> \$395,000	<b>MEDIAN:</b> \$585,000	<b>AVG:</b> \$693,969	
Grand Total:	<b>TOT LP:</b> \$19,663,200	<b>HI:</b> \$2,295,000	<b>LO:</b> \$399,000	<b>MEDIAN:</b> \$624,900	<b>AVG:</b> \$756,277	<b>AVG DM:</b> 215
	<b>TOT SP:</b> \$18,043,200	<b>HI:</b> \$2,025,000	<b>LO:</b> \$395,000	<b>MEDIAN:</b> \$585,000	<b>AVG:</b> \$693,969	