




Sel No.	ML#	S T	MLS Area	Prop Type	List Price	Street	Address City	Lot #	Lot Sz	Lnd Use	Zon ing	Sold Date/Prc
	<input type="checkbox"/> A D	<input type="checkbox"/> A D	<input type="checkbox"/> A D	<input type="checkbox"/> A D	<input type="checkbox"/> A D		<input type="checkbox"/> A D	<input type="checkbox"/> A D	<input type="checkbox"/> A D		<input type="checkbox"/> A D	<input type="checkbox"/> A D <input type="checkbox"/> A D

Created: 11/28/2009 at 01:09 PM

<input type="checkbox"/>	555651	C	4	L	\$545,000	101	GODWIN PLACE	SOUTH BETHANY	37		Q	06/27/08 \$539,000	
<input type="checkbox"/>	530552	C	4	L	\$549,000	107	PETHERTON DRIVE	SOUTH BETHANY	41		Q	10/31/08 \$495,000	
<input type="checkbox"/>	555740	C	4	L	\$599,900	Lot 43	W. 11TH STREET	SOUTH BETHANY	43		Q	05/02/08 \$520,000	

Status - C	TOT LP: \$1,693,900	HI: \$599,900	LO: \$545,000	MEDIAN: \$545,000	AVE: \$564,633	AVE DM: 34
	TOT SP: \$1,554,000	HI: \$539,000	LO: \$495,000	AVE DM: 34	AVE: \$518,000	
Grand Total:	TOT LP: \$1,693,900	HI: \$599,900	LO: \$545,000	MEDIAN: \$545,000	AVE: \$564,633	AVE DM: 34
	TOT SP: \$1,554,000	HI: \$539,000	LO: \$495,000	AVE DM: 34	AVE: \$518,000	

Displaying matches 1 through 3 of 3