





Sel No.	ML#	S T	MLS Area	Prop Type	List Price	Street	Address City	Lot #	Lot Sz	Lnd Use	Zon ing	Sold Date/Prc
	A D	A D	A D	A D	A D		A D	A D	A D		A D	A D A D

Created: 11/28/2009 at 01:06 PM

<input type="checkbox"/>	506201	C	4	L	\$625,000	NEW CASTLE DR.	SOUTH BETHANY	47			Q	06/15/05 \$620,000	
<input type="checkbox"/>	521300	C	4	L	\$625,000	210 W 11TH STREET	SOUTH BETHANY	41			Q	05/13/05 \$600,000	
<input type="checkbox"/>	524675	C	4	L	\$649,990	HENLOPEN	SOUTH BETHANY	26			Q	07/25/05 \$617,500	
<input type="checkbox"/>	523128	C	4	L	\$650,000	22 S ANCHORAGE	SOUTH BETHANY	3			Q	05/10/05 \$600,000	PHOTO NOT AVAILABLE
<input type="checkbox"/>	522055	C	4	L	\$1,650,000	Lot 42 REBECCA RD (LOWERT RD)	SOUTH BETHANY	42			P	10/28/05 \$1,435,000	

Status - C	TOT LP:	\$4,199,990	HI:	\$1,650,000	LO:	\$625,000	MEDIAN:	\$625,000	AVE:	\$839,998	AVE DM:	1
	TOT SP:	\$3,872,500	HI:	\$1,435,000	LO:	\$600,000	AVE DM:	0	AVE:	\$774,500		
Grand Total:	TOT LP:	\$4,199,990	HI:	\$1,650,000	LO:	\$625,000	MEDIAN:	\$625,000	AVE:	\$839,998	AVE DM:	1
	TOT SP:	\$3,872,500	HI:	\$1,435,000	LO:	\$600,000	AVE DM:	0	AVE:	\$774,500		

Displaying matches 1 through 5 of 5